


TERMINATOR E-MOBILE

Shredder for
all types of waste





OVERVIEW

Low-speed single-shaft shredder for all types of waste

The Terminator is one of the most successful single-shaft shredders for all types of waste. The new e-mobile series adds semi-mobile electric-powered versions to the line-up, featuring maintenance-free electric motors instead of diesel engines. The concept combines the compact design and flexibility of a mobile machine with the energy efficiency of a stationary machine.

The hydraulic drum drive with load-dependent speed control develops the highest shredding forces. Stepless cutting gap adjustment allows sizing of the output for its intended purpose. A modern operating console and convenient access to all maintenance points make everyday work very easy.

- ▶ Shreds even the toughest materials
- ▶ Choice of shredding units for a perfect fit with the application
- ▶ Tough and insensitive to contraries
- ▶ High efficiency and minimal maintenance due to electric motor

Engine power (kW)

160
↓
280

Max. Throughput (t/h)

45
↓
100

Gross weight (t)

21.1
↓
25.5

Wide range of applications



01 Bulky waste, commercial waste

The highest possible shredding force is required for these inhomogeneous waste streams. The Terminator's powerful drive delivers it. The F or XXF units are used for these applications, depending on the desired degree of shredding.

02 Household waste

These waste streams call for consistent shredding and long tooth life. That's what the F-unit offers; its armoured teeth and easily replaceable wear protectors keep operating costs low.

03 Waste wood

The bigger the shredder's feed hopper, the better, especially for waste wood. The Terminator's hopper is larger than just about any comparable machine. The aggressive feed of the F shredding unit and programmable reverse cycles keep throughput high.


04 Special applications

The Terminator shreds pretty much anything, from production waste to white goods to mixed C&D waste. Even tyres, whether auto or special purpose, are chewed up by the high tooth force developed by the F and XXF units.




The machine in greater detail

Every Komptech machine meets the highest requirements for dependability and value retention. This is assured by the use of high-quality components, certified production and gapless quality control.



Mobility

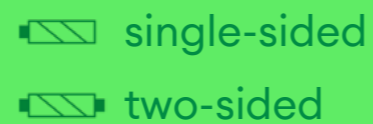


Hook Trailer

Shredding



Drum drive



01



Electric motor

- Three-phase asynchronous motor with high efficiency (up to 95 %)
- No exhaust emissions at the operating site, 100% CO₂ reduction with green electricity
- Fully encapsulated engine compartment to reduce noise emissions

02



Drum drive

- Hydraulic drum drive with load-dependent speed control
- Overload protection to protect drum and engine
- S version options: Double drum drive for higher shredding force

03



Shredding unit

- Two different shredding units for different materials
- Hydraulically adjustable counter comb for setting the particle size
- Efficient shredding by teeth with cutting edges

04



Operation

- Operating panel with a 7" high resolution screen and intuitive menu guidance
- Reversing program to adapt to the material and for drum self-cleaning
- Onboard diagnostics, with trouble-shooting integrated into the control system for fast problem solving

05



Flexibility


- Connection and disconnection by single plug system, easily be done by just one person
- Minimum time needed for startup, enabling flexible use at multiple sites
- Compact mobile machine design with road approval

06



Maintenance

- Generously sized doors for optimal access to all maintenance points
- Maintenance-free electric motor
- Optimum protection of all components through solid engine compartment cladding and special control cabinet



SHREDDING UNIT

Shred everything

Even the toughest kinds of waste don't stand a chance against the Terminator. It all gets reduced to the desired particle size. The particle size range is determined by the choice of shredding unit, and fine adjustment is made by setting the cutting gap. Folding the counter comb completely away makes the shredding area freely accessible for all types of maintenance. The massive

teeth on the drum and counter comb are securely bolted on and can be re-used multiple times. Armouring increases their life, and easily replaceable wear rings protect the body of the drum – all factors that keep wear and maintenance costs low.

◀ F-UNIT

The F drum has two spiral rows of left and right-cutting rectangular teeth, 16 per row. The degree of shredding can be set by adjusting the radial shredding gap, while the fixed axial cutting gap ensures defined shredding.

- Highly contrary-resistant
- Double-use drum teeth
- Radial cutting gap adjustable from 0-45 mm
- For bulky, commercial, household, and wood and mixed C&D waste, and much more

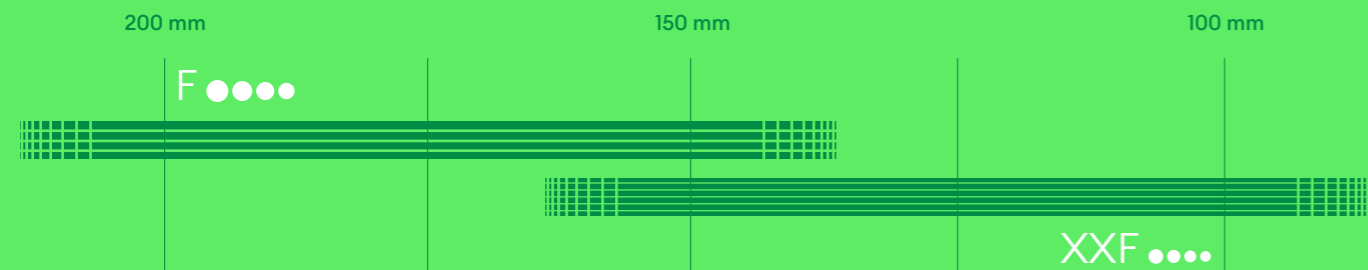
XXF-UNIT

The XXF drum has 22 tooth mountings with the F drum teeth. The tooth brackets are arranged in a chevron (herringbone) pattern, and move the material flow towards the middle of the drum.

- Full shredding force concentrated on one tooth
- Consistent particle size with high degree of shredding
- Double-use drum teeth
- Radial cutting gap adjustable from 0-45 mm
- For commercial waste, bulk waste, waste wood



Possible particle sizes:





AT WORK

In daily use

Over seven cubic metres hopper volume

Just load material into the big hopper – the machine does the rest. Hydraulically folding hopper sidewalls make the already generous shredding chamber even bigger.

Efficient shredding

The use of an electric motor instead of a diesel engine offers significant advantages in energy efficiency. Electric motors can have efficiencies up to 95 percent, while diesel engines max out at 30 to 35 percent. With comparable throughput, up to 70 percent of the energy costs can be saved this way.

Ready for anything

Options let users configure the Terminator for the exact task. Wireless remote control and central lubrication add to ease of use, a moistening system keeps dust down, and an extended discharge conveyor allows high discharge cones. The over-conveyor magnet can be exactly aligned with the discharge conveyor position, for optimum separation performance.

Clean running

No exhaust gases, minimal noise emissions due to full encapsulation of the drive, and suitability for indoor or outdoor use, all make the electric shredder the ecologically sustainable solution. The higher the proportion of renewables in the energy supply, the more CO₂ can be saved by comparison with a conventional diesel engine. In best cases the CO₂ savings can be 100 percent.

Always know what's going on

The Connect! app, which is freely usable with every Terminator, enables transparent administration, optimum job planning and remote monitoring of machines. GPS data provides for precise locating, and the data history and data exports offer many possibilities for improving operating economy. NEW: Throughput measurement and evaluation with Connect!.

Functions

rpm
10%

Steplessly adjustable drum speed

P₁

Reversing programs

W

Adjustable cutting gap

Operations

W

Adjustable hopper walls

MEDIUM

Contrary detection

CONNECT!

Condition Monitoring

Options

Remote control

Moistening equipment

Adjustable overbelt magnet

Throughput measurement 1-8



SERVICE

The Komptech plus



Top advice

We'll show you how to optimize your processes, based on our experience and extensive data analyses.



Service near you

Expert technicians are on-site quickly to make sure your machines keep running.



Spare parts always available

Intelligent stocking for the fast, economical provision of high-quality spare parts.



All-in solutions

From individual mobile machines to complex stationary systems, with us you get the right process solution.



Productivity in view

Apps and integrated monitoring let you keep an eye on operating data and economy.



Need-based service

Our maintenance and service agreements, as well as extended warranties, are aligned with your needs.

Overview of our technology

Look here for the newest updates, specifications and more detailed descriptions:



Model	3400	3400 S	5000	5000 S	6000 S
--------------	-------------	---------------	-------------	---------------	---------------

Engine					
Type Electric motor	Asynchronous motor	Asynchronous motor	Asynchronous motor	Asynchronous motor	Asynchronous motor
Power (kW)	160	160 Drum drive on both sides	200	200 Drum drive on both sides	280 Drum drive on both sides

Loading heights

Loading heights (mm)	Hook: 2,396 Trailer: 2,996
Discharge heights (mm, 35°)	Hook: 3,842 Trailer: 4,250

Shredding unit

Drum rpm	max. 29	max. 29	max. 29	max. 32	max. 37
Drum length (mm)	3,000	3,000	3,000	3,000	3,000
Drum diameter (mm)	1,050	1,050	1,050	1,050	1,050

Dimensions in transport position/working position (conveyor belt 35°)

Hook – L x B x H (mm)	7,290 x 2,500 x 2,766 12,292 x 3,290 x 3,842
Trailer – L x B x H (mm)	9,065 x 2,549 x 3,367 13,497 x 3,290 x 4,250

Weight (dependent on equipment)

Hook (t)	21.1	21.9	21.3	22.1	22.6
Trailer (t)	23.9	24.7	24.1	24.9	25.5

Throughput (dependent on material)

Throughput (t/h)	up to 45	up to 50	up to 60	up to 80	up to 100
-------------------------	----------	----------	----------	----------	-----------

Hook (hook lift chassis)



Trailer (3-axle trailer)



Never waste an opportunity.

Komptech GmbH
Kühau 37
8130 Frohnleiten, Austria
+43 3126 505 - 0
info@komptech.com

© 2023 Komptech GmbH. No liability accepted for changes, errors and misprints. Printed on PEFC-certified paper, which was produced in Styria, Austria.

We create value for you



Waste-stream expertise

Because you need a
setup that is tailored to
your waste stream.



Innovative technology

Because you need to
adapt your output to
your market needs.



Flexible sales models

Because you have the
choice between new, rental
and used machines.



Service excellence

Because you always
need to keep your
system running.