




TERMINATOR MOBILE

Shredder for
all types of waste





OVERVIEW

Low-speed single-shaft shredder for all types of waste

The processing of waste for materials recycling or energy production usually starts with shredding, to condition the material stream for further process steps. This is exactly what the Terminator is built for. As a tough, low-speed shredder it can be used on almost all types of solid waste. The hydraulic drum drive with load-dependent speed control develops the highest shredding forces. Stepless cutting gap adjustment allows sizing of the output for its intended purpose.

Engine power (kW)

242
↓
447

Throughput (t/h)

45
↓
100

Gross weight (t)

21
↓
26.5

- ▶ Shreds even the toughest materials
- ▶ Choice of shredding units for a perfect fit with the application
- ▶ Numerous chassis and equipment options
- ▶ Tough and insensitive to contaminants

Wide range of applications



01 Bulky waste, commercial waste

The highest possible shredding force is required for these inhomogeneous waste streams. The Terminator's powerful drive delivers it. The F or XXF units are used for these applications, depending on the desired degree of shredding.

02 Household waste

These waste streams call for consistent shredding and long tooth life. That's what the F-unit offers; its armoured teeth and easily replaceable wear protectors keep operating costs low.

03 Waste wood

The bigger the shredder's feed hopper, the better, especially for waste wood. The Terminator's hopper is larger than just about any comparable machine. The aggressive feed of the F shredding unit and programmable reverse cycles keep throughput high.

04 Special applications

The Terminator shreds pretty much anything, from production waste to white goods to mixed C&D waste. Even tyres, whether auto or special purpose, are chewed up by the high tooth force developed by the F and XXF units.



The machine in greater detail

Every Komptech machine meets the highest requirements for dependability and value retention. This is assured by the use of high-quality components, certified production and gapless quality control.



01



Power plant

- Powerful CAT® diesel engines with the latest exhaust scrubbing
- High-performance cooling system for engine and hydraulics
- Fully encapsulated engine compartment to reduce noise emissions

02



Drum drive

- Hydraulic drum drive with load-dependent speed control
- Overload protection to protect drum and engine
- S version options: Double drum drive for higher shredding force

03



Shredding unit

- Two different shredding units for different materials
- Hydraulically adjustable counter comb for setting the particle size
- Efficient shredding by teeth with cutting edges

04



Operation

- Operating panel with a 7" high resolution screen and intuitive menu guidance
- Reversing program to adapt to the material and for drum self-cleaning
- Onboard diagnostics, with trouble-shooting integrated into the control system for fast problem solving

05



Ease of use

- Hydraulic folding hopper for easy material feed
- Extremely large 2 m x 3 m feed area
- Steplessly adjustable discharge conveyor inclination

06



Maintenance

- Large service panels for easy access to engine and drum
- All maintenance points (oils, filters, refuelling) externally accessible
- Counter comb folds away for easy access to the shredding unit

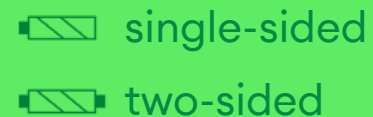
Mobility




Shredding



Drum drive





SHREDDING UNIT

Shred everything

Even the toughest kinds of waste don't stand a chance against the Terminator. It all gets reduced to the desired particle size. The particle size range is determined by the choice of shredding unit, and fine adjustment is made by setting the cutting gap. Folding the counter comb completely away makes the shredding area freely accessible for all types of maintenance. The massive

teeth on the drum and counter comb are securely bolted on and can be re-used multiple times. Armouring increases their life, and easily replaceable wear rings protect the body of the drum – all factors that keep wear and maintenance costs low.

◀ F-UNIT

The F drum has two spiral rows of left and right-cutting rectangular teeth, 16 per row. The degree of shredding can be set by adjusting the radial shredding gap, while the fixed axial cutting gap ensures defined shredding.

- Highly contaminant-resistant
- Double-use drum teeth
- Radial cutting gap adjustable from 0-45 mm
- For bulky, commercial, household, and wood and mixed C&D waste, and much more

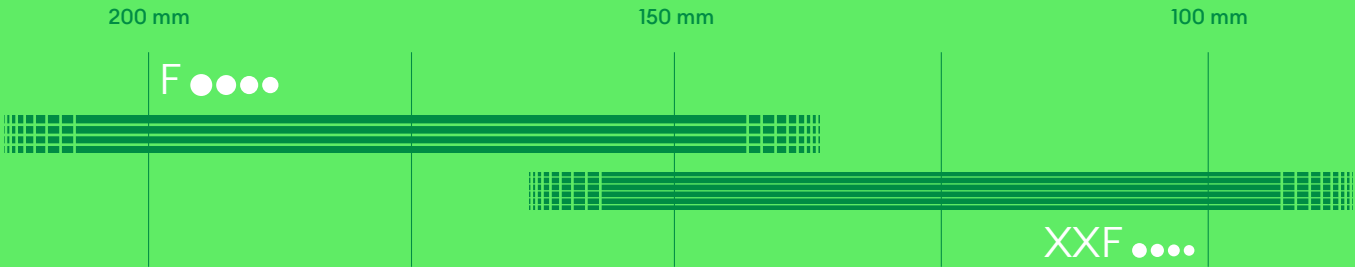
XXF-UNIT

The XXF drum has 22 tooth mountings with the F drum teeth. The tooth brackets are arranged in a chevron (herringbone) pattern, and move the material flow towards the middle of the drum.

- Full shredding force concentrated on one tooth
- Consistent particle size with high degree of shredding
- Double-use drum teeth
- Radial cutting gap adjustable from 0-45 mm
- For commercial waste, bulk waste, waste wood



Possible particle sizes:





AT WORK

In daily use

Over 7 m³ hopper volume

Just load material into the big hopper – the machine does the rest. Hydraulically folding hopper sidewalls make the already generous shredding chamber even bigger.

Smart machine

The infinitely adjustable speed, flexible cutting gap and reversing programs adapted to the material are important prerequisites for efficient operation. More benefits: Contaminant recognition as a safety feature and ECO mode as an energy saving function.

Ready for anything

Options let users configure the Terminator for the exact task. Wireless remote control and central lubrication add to ease of use, a moistening system keeps dust down, and an extended discharge conveyor allows high discharge cones. The over-conveyor magnet can be exactly aligned with the discharge conveyor position, for optimum separation performance.

Mobility the way you need it

On the “Hook” lift version, a towing setup provides manoeuvrability at the site. The “Trailer” version has air-cushioned axles and positioning capability, to facilitate frequent site changes. The “Track” version with two-stage drive and extra-wide treads can handle unhardened surfaces.




Always know what’s going on

The Connect! app, which is freely usable with every Terminator, enables transparent administration, optimum job planning and remote monitoring of machines. GPS data provides for precise locating, and the data history and data exports offer many possibilities for improving operating economy. NEW: Throughput measurement and evaluation with CONNECT!.



Functions

-  Steplessly adjustable drum speed
-  Reversing programs
-  Adjustable cutting gap
-  Contaminant detection

Operation

-  Adjustable hopper walls
-  ECO Mode
-  Condition Monitoring

Options

-  Moistening equipment
-  Adjustable overbelt magnet
-  Throughput measurement



SERVICE

The Komptech plus



Top advice

We'll show you how to optimize your processes, based on our experience and extensive data analyses.



All-in solutions

From individual mobile machines to complex stationary systems, with us you get the right process solution.



Service near you

Expert technicians are on-site quickly to make sure your machines keep running.



Productivity in view

Apps and integrated monitoring let you keep an eye on operating data and economy.



Spare parts always available

Intelligent stocking for the fast, economical provision of high-quality spare parts.




Need-based service

Our maintenance and service agreements, as well as extended warranties, are aligned with your needs.

Overview of our technology

Look here for the latest updates, specifications and more detailed descriptions:



Model	3400	3400 S	5000	5000 S	6000 S
--------------	-------------	---------------	-------------	---------------	---------------

Engine

Manufacturer	Caterpillar	Caterpillar	Caterpillar	Caterpillar	Caterpillar
Power (kW/HP)	242/330	242/330 Drum drive on both sides	328/446	328/446 Drum drive on both sides	447/608 Drum drive on both sides

Loading heights

Loading heights (mm)	Hook: 2,396 Trailer: 2,996 Track: 2,898
Discharge heights (mm, 35°)	Hook: 3,842 Trailer: 4,250 Track: 4,151

Shredding unit

Drum rpm	max. 29	max. 29	max. 29	max. 32	max. 37
Drum length (mm)	3,000	3,000	3,000	3,000	3,000
Drum diameter (mm)	1,050	1,050	1,050	1,050	1,050

Dimensions transport position/working position (Conveyor belt 35°)

Hook – L x B x H (mm)	7,290 x 2,500 x 2,766 12,292 x 3,290 x 3,842
Trailer – L x B x H (mm)	9,065 x 2,549 x 3,367 13,497 x 3,290 x 4,250
Track – L x B x H (mm)	6,940 x 2,854 x 3,268 11,372 x 3,290 x 4,151

Weight (dependent on equipment)

Hook (t)	21.1	21.9	21.3	22.1	22.6
Trailer (t)	23.9	24.7	24.1	24.9	25.5
Track (t)	25.0	25.8	25.2	26.0	26.5

Throughput (dependent on material)

Throughput (t/h)	up to 45	up to 50	up to 60	up to 80	up to 100
-------------------------	----------	----------	----------	----------	-----------

Hook (Hook lift version)



Trailer (3-axle trailer)



Track (Crawler chassis)





Never waste an opportunity.

Komptech GmbH
Kühau 37
8130 Frohnleiten, Austria
+43 3126 505 - 0
info@komptech.com

© 2023 Komptech GmbH. No liability accepted for changes, errors and misprints. Printed on PEFC-certified paper, which was produced in Styria, Austria.

We create value for you



Waste-stream expertise

Because you need a
setup that's tailored to
your waste stream.



Innovative technology

Because you need to
adapt your output to
your market needs.



Flexible sales models

Because you have the
choice between new, rental
and used machines.



Service excellence

Because you always
need to keep your
system running.